



# Instruction Manual

**1T-SW8x1CVB and 1T-SW8x1CVR  
Composite Video Routing Switchers**

**1T-SW8x1SV  
S-Video Routing Switcher**

**1T-SW4x1ARL  
Audio Routing Switcher**



## Table of Contents

<b>1.0</b>	<b>Introduction</b>	<b>2</b>
<b>2.0</b>	<b>Specifications</b>	<b>3</b>
<b>3.0</b>	<b>Package Contents</b>	<b>4</b>
<b>4.0</b>	<b>Connecting the Hardware</b>	<b>4</b>
<b>5.0</b>	<b>Operating The Unit</b>	<b>5</b>
<b>6.0</b>	<b>Troubleshooting</b>	<b>5</b>
<b>7.0</b>	<b>Limited Warranty</b>	<b>6</b>
<b>8.0</b>	<b>Regulatory Compliance</b>	<b>6</b>
<b>9.0</b>	<b>Contact Information</b>	<b>7</b>

## **1.0 INTRODUCTION**

Thanks for purchasing this 1T-SW8 Routing Switcher from TV One. The One Task Routing Switchers are designed to provide a quickly implemented solution for controlling Composite, S-Video and RCA Connector based Video or Audio signals from multiple devices. Our professional video conversion products have been serving the industry for over twenty years. TV One offers a full line of high quality Seamless Switchers, Video Scalers, Up/Down/Cross Converters, Analog-Digital Converters (SD/HD-SDI, HDMI, DVI), Format Converters, Standards Converters, TBC/Frame Synchronizers, Matrix Routing Switchers, Signal Distribution Amplifiers and Cat.5 Transmission Systems.

### **1.1 Liability Statement**

Every effort has been made to ensure that this product is free of errors. TV One cannot be held liable for the use of this hardware or any direct or indirect consequential damages arising from its use. It is the responsibility of the user of the hardware to check that it is suitable for his/her requirements and that it is installed correctly. All rights reserved. No parts of this manual may be reproduced or transmitted by any form or means electronic or mechanical, including photocopying, recording or by any information storage or retrieval system without the written consent of the publisher.

TV One reserves the right to revise any of its hardware and software following its policy to modify and/or improve its products where necessary or desirable. This statement does not affect the legal rights of the user in any way.

All third party trademarks and copyrights are recognised. The TV One logo, TV One-task and CORIO are the registered Trademarks of TV One. All other trademarks are the property of their respective holders.

### **1.2 Features**

The One Task products have many features that enable them to perform in a superior manner. Among those features you will find:

- Ultra Compact
- High Performance Signal Switching
- Plug and Play
- Multiple Models to support standard video and audio connectors
- Locking Power Connector
- 20 Mhz Bandwidth for Video
- 20hz-60Khz Bandwidth for Audio

## 2.0 SPECIFICATIONS

<b>Routing Switchers</b>		
1T-SW8x1CVB	8x1 Composite Video on BNC	
1T-SW8x1CVR	8x1 Composite Video on RCA	
1T-SW8x1SV	8x1 YC (S-Video) on 4-Pin Mini-DIN	
1T-SW4x1ARL	4x1 Stereo Audio (R/L) on RCA	
<b>Performance</b>		
	<b>Video</b>	<b>Audio</b>
Bandwidth	25MHz,+/-3db	20Hz-20KHz+/0.1db
Impedance	75Ω	20KΩ
Distortion	<0.5db	<0.5db
Isolation	>60db	>70db
Signal to Noise Ratio	>60db	>70db
THD	N/A	<0.3% (2nd Harmonic)
Signal Gain	Unity	Unity
Television Standard	PAL-NTSC	N/A
<b>Mechanical</b>		
Size (H-W-D)	25x175x100mm (1"x7"x4")	
1T-SW8x1CVB Weight (Net)	540 g (1.19 lb)	
1T-SW8x1CVR Weight (Net)	450 g (1 lb)	
1T-SW8x1SV Weight (Net)	450 g (1 lb)	
1T-SW4x1ARL Weight (Net)	450 g (1 lb)	
<b>Warranty</b>		
Limited Warranty	2 Years Parts and Labor	
<b>Environmental</b>		
Operating Temperature	0° to +70°C (+32° to 158° C)	
Operating Humidity	10% to 90%, Non-condensing	
Storage Temperature	-25° C to +95 ° C(-13° to +203° F)	
Storage Humidity	10% to 90%, Non-condensing	
<b>Power Requirement</b>		
External Power Supply	12VDC@500mA - Locking DC	
<b>Regulatory Approvals</b>		
Amplifier Units	FCC, CE, RoHS	
Power Supplies	UL, CUL, CE, PSE, GS, RoHS	
<b>Accessories Included</b>		
1x Power Adapter	US, UK or Euro	
1x IR Remote Control	38KHz Frequency Band	
1x Operations Manual		

## 3.0 CHECKING PACKAGE CONTENTS

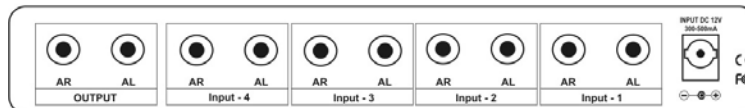
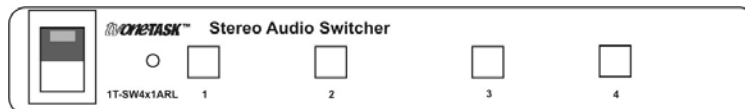
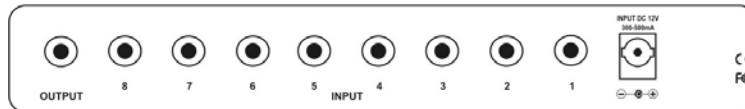
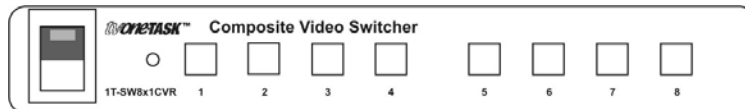
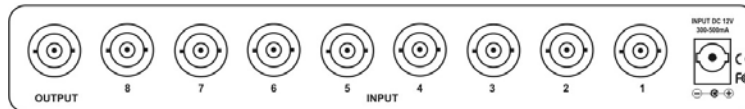
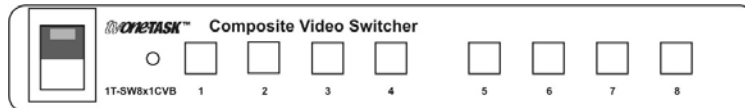
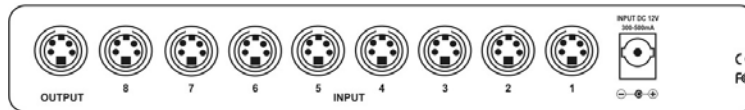
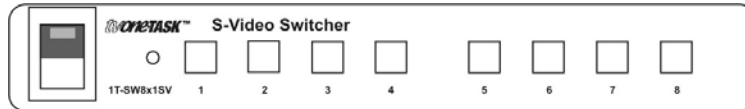
Before attempting to use this unit, please check the packaging and make certain the following items are contained in the shipping carton:

- 1 x Routing Switcher
- 1x AC Adapter: +12 VDC@500mA
- 1x Operation Manual

**Note:** Please retain the original packing material should the need ever arise to return the unit. If you find any items are missing, contact your reseller or TV One immediately. Have the Model Number, Serial Number and Invoice available for reference when you call.

#### 4.0 CONNECTING THE HARDWARE

Please study the panel drawings below and become familiar with the signal input, outputs, power requirements plus any controls present. Note that the three Video Models are the same product except for the Input/Output connector type. Connect the AC power Adapter to the AC socket and then connect the small tubular plug to the unit, twisting it gently to lock it in place. Connect the appropriate input cables and the output cable and turn the power switch on. The power LED should light indicating the presence of DC voltage at the unit.



## 5.0 OPERATING THE UNIT

After you have applied power and connected the appropriate cables, select the desired input by pressing the appropriate button. A Green LED will light within the button indicating that the unit has accepted your selection.

For the Video Routing Switchers, you can select any of eight inputs and with the Audio Routing Switcher, a total of four inputs are available for selection.

## 6.0 TROUBLESHOOTING

If your product does not illuminate the “Power” LED, check that you have AC available at the AC socket. Occasionally AC sockets are un-powered until a wall switch is closed. Next make certain that the power plug is securely connected to the unit. (It should be pushed in and gently turned to lock it in position).

If the unit powers up but does not switch sources, check the input and output cables and their connectors for integrity and damage. Try a different cable on the output (if no output is present) and try a different cable on any input that appears to be defective.

Realize that you must use a high quality cable if you want to experience the full bandwidth capability of this product.

After trying the above suggestions should the problem still persist, contact your dealer for additional suggestions before contacting TV One. Should the dealer’s technical personnel be unable to assist you, contact TV One via our support website: <http://tvone.crmdesk.com>. Create a technical support request on the site and our support team will respond within a short period of time.

## 7.0 LIMITED WARRANTY

LIMITED WARRANTY – With the exceptions noted in the next paragraph, TV One warrants the original purchaser that the equipment it manufactures or sells will be free from defects in materials and workmanship for a period of two years from the date of purchase. Should this product, in TV One’s opinion, prove defective within this warranty period, TV One, at its option, will repair or replace this product without charge. Any defective parts replaced become the property of TV One. This warranty does not apply to those products which have been damaged due to accident, unauthorized alterations, improper repair, modifications, inadequate maintenance and care, or use in any manner for which the product was not originally intended.

Items integrated into TV One products that are made by other manufacturers, notably computer hard drives and liquid crystal display panels, are limited to the term of the warranty offered by the respective manufacturers. Such specific warranties are available upon request to TV One.

If repairs are necessary under this warranty policy, the original purchaser must obtain a Return Authorization Number from TV One and return the product to a location designated by TV One, freight prepaid. After repairs are complete, the product will be returned, freight prepaid.

LIMITATIONS - All products sold are "as is" and the above Limited Warranty is in lieu of all other warranties for this product, expressed or implied, and is strictly limited to two years from the date of purchase. TV One assumes no liability to distributors, resellers or end-users or any third parties for any loss of use, revenue or profit.

TV One makes no other representation of warranty as to fitness for the purpose or merchantability or otherwise in respect of any of the products sold. The liability of TV One with respect to any defective products will be limited to the repair or replacement of such products. In no event shall TV One be responsible or liable for any damage arising from the use of such defective products whether such damages be direct, indirect, consequential or otherwise, and whether such damages are incurred by the reseller, end-user or any third party.

## **8.0 REGULATORY COMPLIANCE**

The 1T-SW8 Series has been tested for compliance with appropriate FCC and CE rules and regulations. The Power Adaptor/Supply has been tested for compliance with appropriate UL, CUL, CE, PSE, GS Rules, Regulations and/or Guidelines. This Product and Power Adapter is RoHS Compliant.



## 9.0 CONTACT INFORMATION

Should you have questions or require assistance with this product in areas not covered by this manual, please contact TV One at the appropriate location shown below:

### **TV One USA**

2791 Circleport Drive  
Erlanger, KY 41018  
USA  
Tel 859-282-7303  
Fax 859-282-8225  
sales@tvone.com  
www.tvone.com

### **TV One Europe**

Continental Approach  
Westwood Industrial Estate  
Margate, Kent CT9 4JG, UK  
Tel +44 (0)1843 873311  
Fax +44 (0)1843 873312  
sales.europe@tvone.com  
www.tvone.eu

### **TV One Latin America**

6991 NW 82 Avenue #8  
Miami, FL 33166  
USA  
Tel 305-396-6275  
Fax 305-418-9306  
sales.latinoamerica@tvone.com  
www.tvonela.com

### **TV One Mercosur**

Honduras 5849, 2<sup>nd</sup> Floor, Office C  
(C1414BNI) Capital Federal  
Buenos Aires, Argentina  
Tel +54 11 4771-5570  
Fax +54 11 4771-5570  
sales.latinoamerica@tvone.com  
www.tvonela.com

### **TV One Asia**

11F, NO.28, Sec. 2  
San-Min Rd, Panchiao City  
Taipei Hsien 220  
Taiwan R.O.C.  
Tel +886 2 8951-0674  
Fax +886 2 8951-0675  
sales.asia@tvone.com  
www.tvoneasia.com

### **TV One China**

Rm.9C, Neiwailian Building  
No.518 Shangcheng Road  
Pudong, Shanghai  
China 200120  
Tel +86 21 5830-2960  
Fax +86 21 5878-0161  
Email: sales.china@tvone.com  
Website: www.tvonechina.com

End of Manual