

# Ikegami

PRELIMINARY

# PCS-35

## *Speed Dome Camera System*



The PCS-35 is a multifunctional speed dome camera combined NTSC 360,000 pixels/PAL 420,000 pixels of 1/4" CCD with large magnification zoom lens (optical 23-times and digital 10-times) and high speed pan/tilt drive. It realizes high speed tracking by preset setting with its peripheral controller.

System can be expanded to a maximum of 240 units of PCS-35 and a maximum of 5088 preset points.

# Speed Dome Camera PCS-35

## ■ Features

- ◆ Compact dome with stylish design to match interiors.
- ◆ Hyper-Dynamic function for wide range light conditions.
- ◆ Day & Night function and Image Storage function maximum 32-times, it shoots images even under low light conditions.
- ◆ 360 degrees ENDLESS and maximum 360 degrees/sec. pan&tilt speed captures subjects like winking.
- ◆ As tilt mechanism runs 180 degrees by one motion function, it can capture images just going through right under the camera naturally.
- ◆ It can select a multiplexed single-coaxial connection or RS-485 control connection.
- ◆ It is supporting multi protocol.

## Peripheral Controller and Accessories

### PCS-358



- 8 channel preset controller for PCS-35.
- Multiplexed transmission through a coaxial cable with PCS-35
- As it has switching function, impose function and 2 channels video distribution function, it is easy to build up a system.
- As it has a cable compensation function for each channel, it is easy to extend camera distance.
- Each channel can set 200 points of preset position.
- 8 inputs and 2 outputs of matrix switching is available.
- Cascade connection maximum 4 sets of PCS-358 is available for system expandability.
- Dimensions W430xH88xD350mm (W16.9 x H3.5 x D13.8inch), Weight 8.5kg (18.7lbs) approx.

### PCS-35SC



- System Controller for a PCS-35 speed dome camera system.
- It makes a PCS-35 system to expand to maximum 240 units of PCS-35 connections and maximum 5088 points of preset position.
- Preset control operation with alarm from other access controller is available.
- Dimensions W430xH44xD350mm (W16.9 x H1.7 x D13.8inch), Weight 6kg(13.2lbs) approx.

### PCS-35HB



- Connecting it between a PCS-35KB and a Preset Controller, an additional PCS-35KB can be connected.
- Dimensions W215xH44xD350mm (W8.5 x H1.7 x D13.8inch), Weight 2.4kg(5.3lbs) approx.

### PCS-351



- 1 channel preset controller for PCS-35.
- Cable compensation function for cable extension.
- It can set 32 points of preset position with PCS-35KB.
- ID setup maximum 99 channels for system expandability.
- Dimensions W215xH44xD350mm (W8.5 x H1.7 x D13.8inch), Weight 3kg(6.6lbs) approx.

### PCS-35KB



- It employs a 3D joystick to control speed of zoom, pan&tilt by single hand.
- As it employs membrane switches for operation button, it is superior to waterproofness, dust resistance, and durability.
- Visibility is improved by a large-sized-with backlight LCD for a display part.
- Various setup of a PCS-35 can be done from this keyboard.
- Dimensions W290xH55xD210mm (W11.4 x H2.2 x D8.3inch), Weight 2.5kg(5.5lbs) approx.

## Other Accessories

- XHG-3519 Hanging Mount Adaptor
- XHG-3529 Ceiling Mount Adaptor
- Outdoor Housing

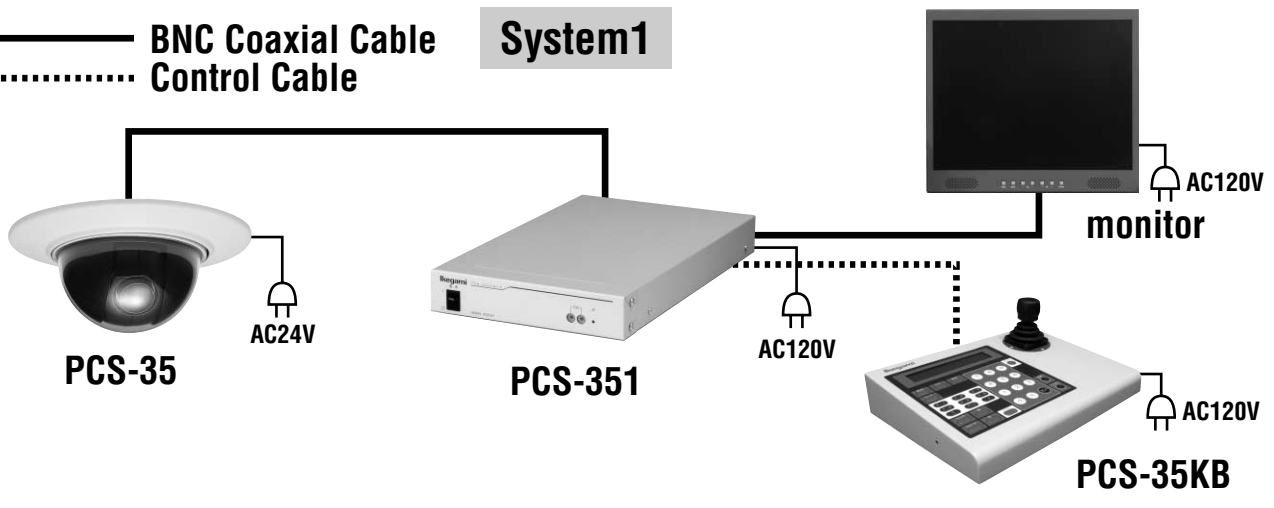


Outdoor Housing

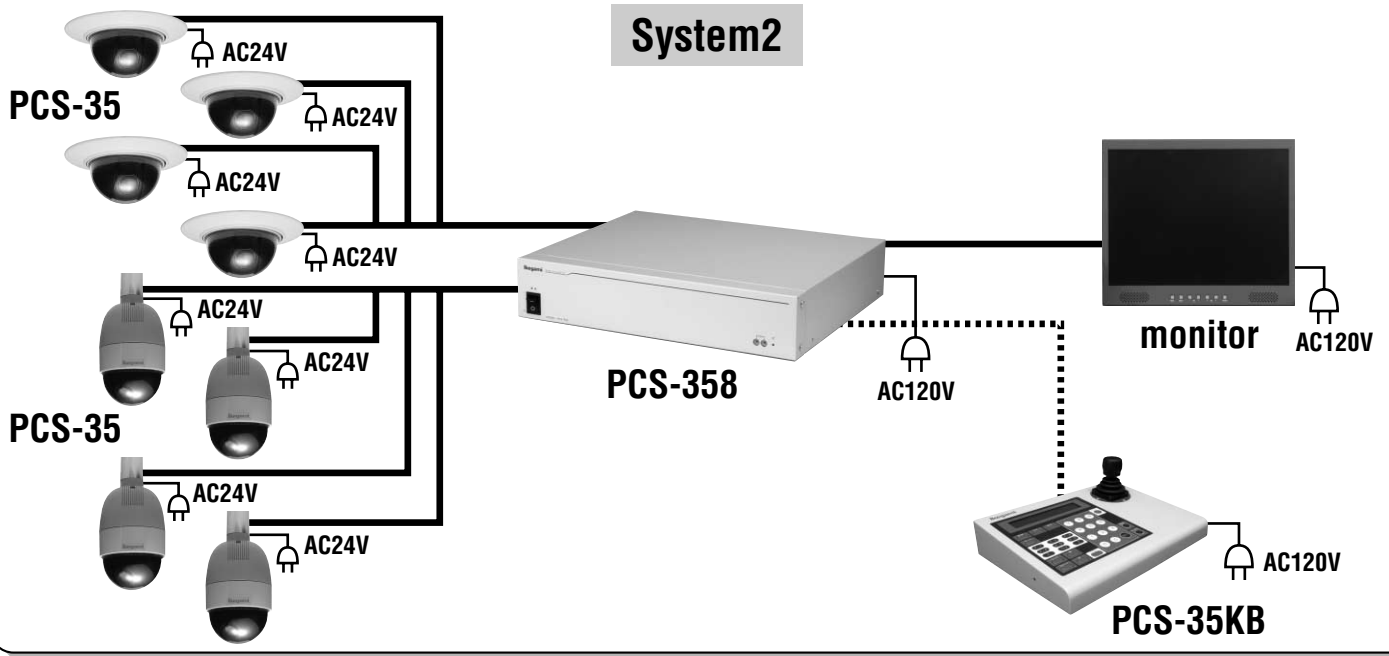
# System Example

BNC Coaxial Cable  
 Control Cable

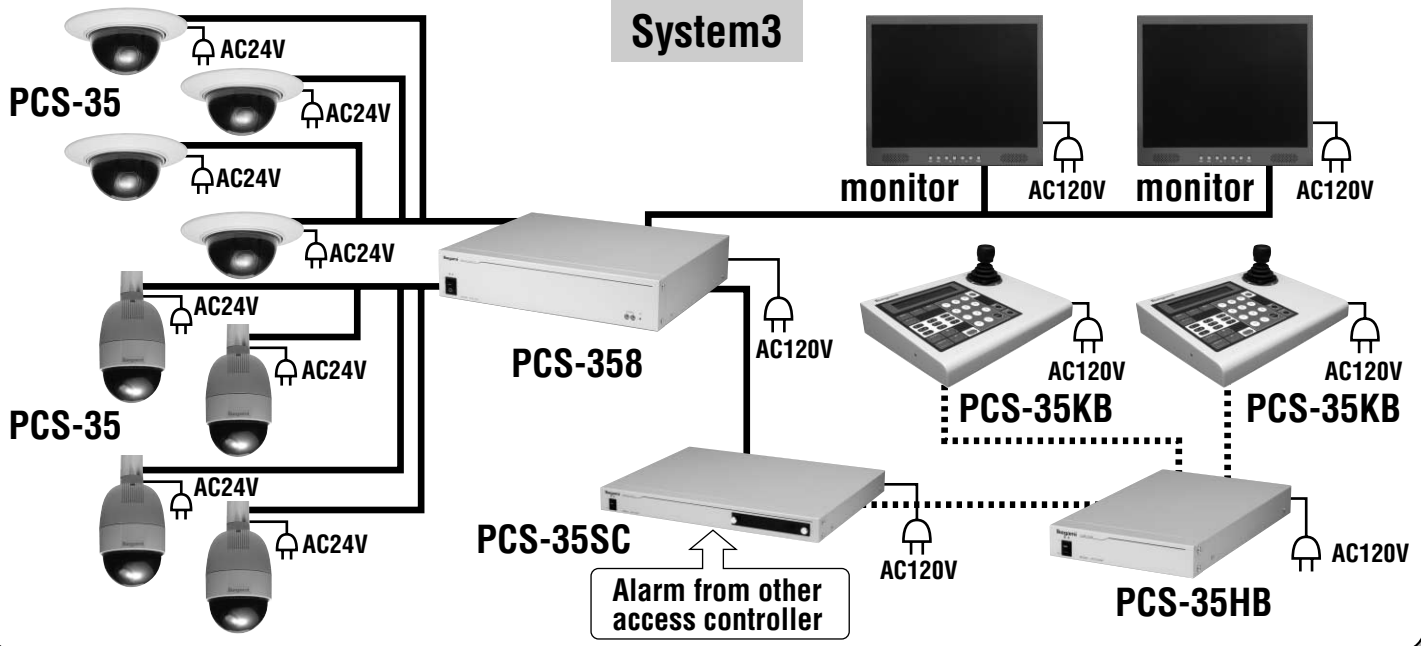
## System1



## System2



## System3



## ■ PCS-35 Rating / Specification

CCD	1/4-inchs IT-CCD
Effective Pixels	NTSC : H724 xV494, 360,000 pixels approx. PAL : H724 xV582, 420,000 pixels approx.
Synchronization	Internal lock, Line-Lock
Video Output	VBS 1.0Vp-p/75ohms (exclusive control signal is multiplexed)
Resolution	470TV Lines
S/N Ratio	50dB/rms or better (Rated Illuminance, Detail Off, Weight On)
Minimum Sensitivity	Color 3 lux/F1.6 0.1 lux/F1.6 at Electric Sensitivity-up On (50 IRE)
	B&W 0.3 lux at F1.6 0.01 lux at F1.6 at Electric Sensitivity-up On (50 IRE)
Electric Sensitivity-up	Auto: Maximum 16-times Manual: Maximum 32-times
White Balance	ATW/AWC/Manual selectable
Electric Shutter	NTSC : 1/60 to 1/10,000sec PAL : 1/50 to 1/10,000sec
Electric Zoom	Maximum 10-times
Optical Zoom	Maximum 23-times
Focal Length	3.6mm to 82.8mm
Pan & Tilt Speed	Maximum 360 degrees/sec. at preset mode
Power Requirement Power Consumption	NTSC : AC24V ± 10%, 60Hz/Less than 21W PAL : AC24V ± 10%, 50Hz/Less than 21W
Input/Output Connector	6 pin Connector (Video Input/Power Input/RS-485 Input)
Weight	2.2kg (4.85lbs)
Dimensions	ø140 x H210mm (ø55.12 x H82.68inch)

Design and Specifications are subject to change without notice.

U99A053-SELF3 Printed in Japan

**Ikegami** **IKEGAMI ELECTRONICS (U.S.A.), INC.** ■ URL <http://www.ikegami.com>

**HEADQUARTERS** 37 BROOK AVENUE, MAYWOOD, NJ 07607  
Phone:(201) 368-9171 Fax:(201) 569-1626

**WESTCOAST OFFICE** 2631 MANHATTAN BEACH BLVD., REDONDO BEACH, CA 90278 Phone:(310) 297-1900 Fax:(310) 536-9550

**SOUTHWEST OFFICE** 773 BEARDEN WAXAHACHIE, TX 75167 Phone:(972) 869-2363 Fax:(972) 556-1057

**MIDWEST OFFICE** 747 CHURCH ROAD, UNIT C1, ELMHURST, IL 60126 Phone:(630) 834-9774 Fax:(630) 834-8689

**SOUTHEAST OFFICE** 5200 N.W. 33RD AVENUE, SUITE 111 FORT LAUDERDALE, FL 33309 Phone:(954) 735-2203 Fax: (954) 735-2227